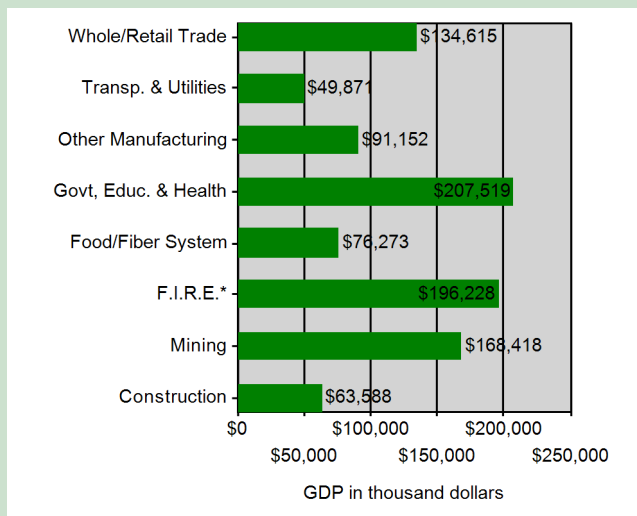


Acadia Parish generates approximately \$988 million in total economic activity in 2004 as measured by Gross Domestic Product (GDP). GDP measures the value-added that is created by the parish. Acadia Parish ranks 30 out of all 64 parishes in GDP created for the state.

## Industrial Structure

The Govt, Educ. & Health sector contributes more to Acadia Parish's GDP than any other sector totaling \$207,519 thousand. A breakdown of each major industry's contribution is shown in Figure 1.

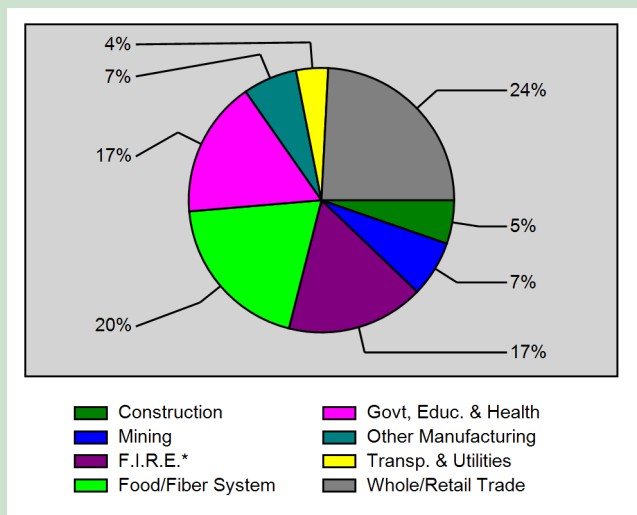
**Figure 1:** GDP (Value-Added) by major industry in 2004 (thousands of dollars)



\* F.I.R.E. includes Finance, Insurance, Real Estate and Other Services sectors.

The Whole/Retail Trade sector supplied the most full-time and part-time jobs to the parish in 2004 at 2,951 of the total 12,201 jobs in the parish. The distribution of jobs by major sector is presented in Figure 2.

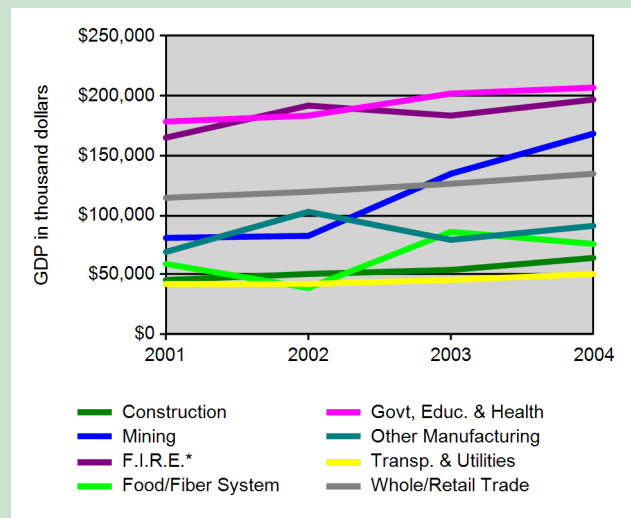
**Figure 2:** Distribution of Employment by major industry in 2004



## Growth Trends

Acadia Parish has seen its economy grow by 31% as measured by GDP (inflation adjusted) between 2001 and 2004. The fastest growing sector during that period was the Mining sector that grew by 108%. The slowest growing sector was the Govt, Educ. & Health sector that grew by 16%. Acadia saw total full-time and part-time employment grow by -1,082 jobs, or -8% of total jobs over the four year period. Detailed growth in parish GDP for the most recent four year period is shown in Figure 3.

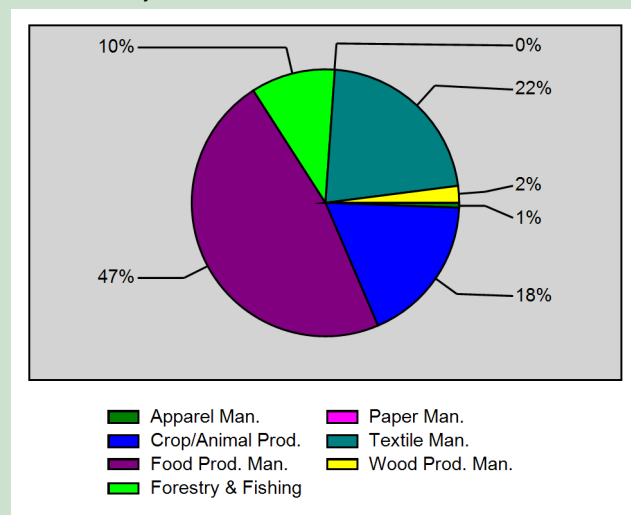
**Figure 3:** Four year growth in GDP (Value-Added) by major industry between 2001 and 2004



## Food and Fiber System

The Food and Fiber System generates \$76,273 thousand for Acadia Parish's economy and ranks 6 in GDP among the parish's major industrial sectors. The system includes production agriculture, forestry and fishing sectors as well as food and fiber manufacturing (processing) sectors. These food and fiber product sectors generate \$63,363 thousand and supply 1,588 jobs. The distribution of GDP by each food and fiber product sector is presented in Figure 4.

**Figure 4:** Distribution of Food Fiber Product GDP (Value-Added) by major industry in 2004



This Food and Fiber System also includes food service and drinking establishments that generate \$12,910 thousand in GDP and supply 816 jobs to the parish.