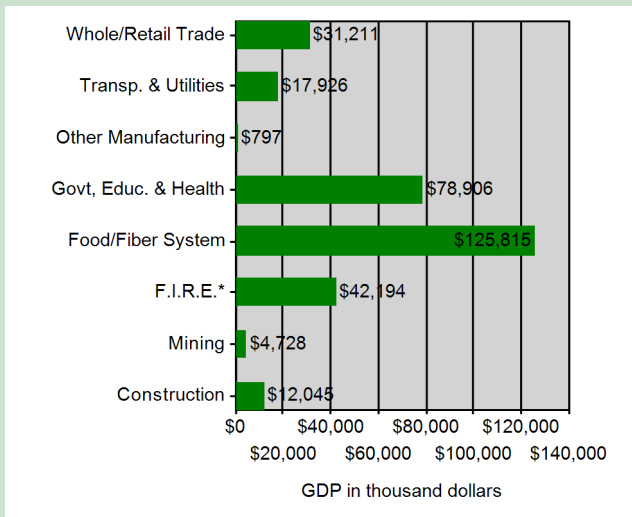


Union Parish generates approximately \$314 million in total economic activity in 2004 as measured by Gross Domestic Product (GDP). GDP measures the value-added that is created by the parish. Union Parish ranks 49 out of all 64 parishes in GDP created for the state.

Industrial Structure

The Food/Fiber System sector contributes more to Union Parish's GDP than any other sector totaling \$125,815 thousand. A breakdown of each major industry's contribution is shown in Figure 1.

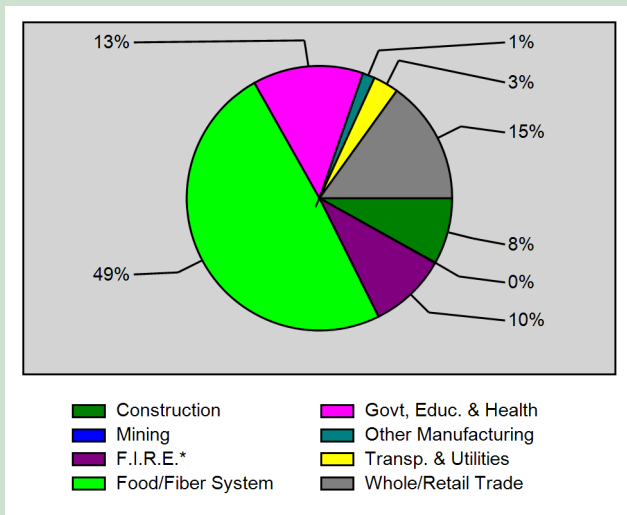
Figure 1: GDP (Value-Added) by major industry in 2004 (thousands of dollars)



* F.I.R.E. includes Finance, Insurance, Real Estate and Other Services sectors.

The Food/Fiber System sector supplied the most full-time and part-time jobs to the parish in 2004 at 2,825 of the total 5,744 jobs in the parish. The distribution of jobs by major sector is presented in Figure 2.

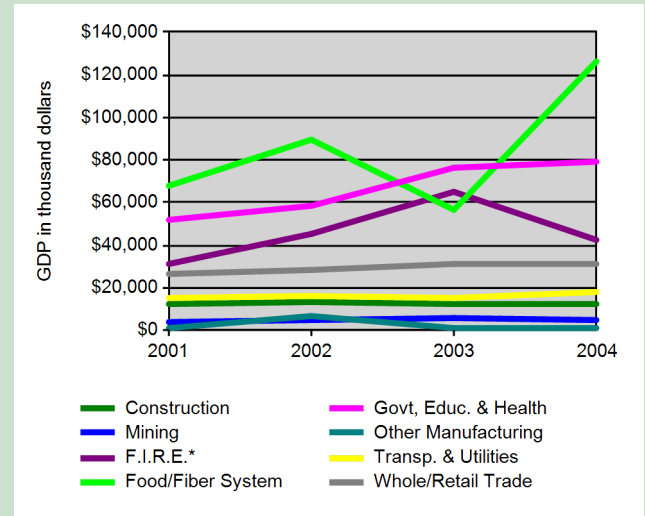
Figure 2: Distribution of Employment by major industry in 2004



Growth Trends

Union Parish has seen its economy grow by 50% as measured by GDP (inflation adjusted) between 2001 and 2004. The fastest growing sector during that period was the Food/Fiber System sector that grew by 86%. The slowest growing sector was the Other Manufacturing sector that grew by -21%. Union saw total full-time and part-time employment grow by 525 jobs, or 10% of total jobs over the four year period. Detailed growth in parish GDP for the most recent four year period is shown in Figure 3.

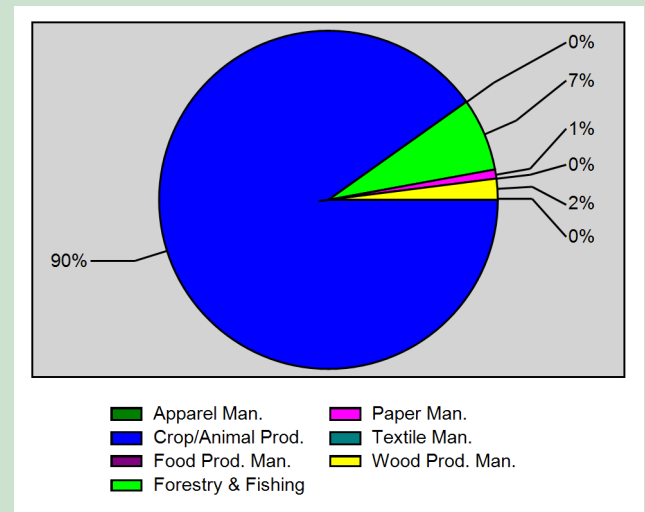
Figure 3: Four year growth in GDP (Value-Added) by major industry between 2001 and 2004



Food and Fiber System

The Food and Fiber System generates \$125,815 thousand for Union Parish's economy and ranks 1 in GDP among the parish's major industrial sectors. The system includes production agriculture, forestry and fishing sectors as well as food and fiber manufacturing (processing) sectors. These food and fiber product sectors generate \$118,288 thousand and supply 2,476 jobs. The distribution of GDP by each food and fiber product sector is presented in Figure 4.

Figure 4: Distribution of Food Fiber Product GDP (Value-Added) by major industry in 2004



This Food and Fiber System also includes food service and drinking establishments that generate \$7,527 thousand in GDP and supply 349 jobs to the parish.