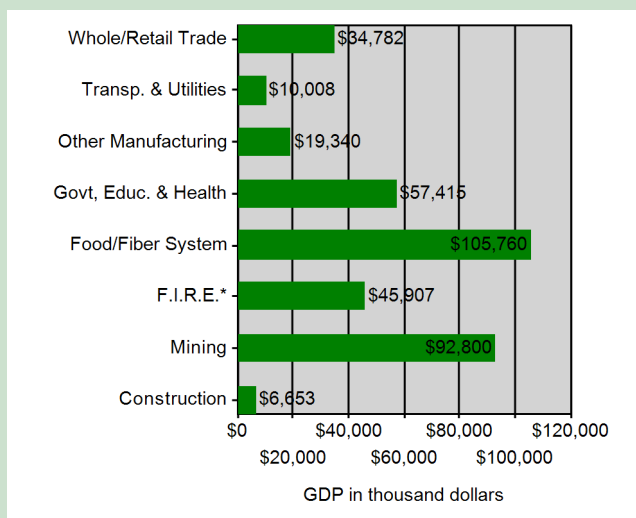


Winn Parish generates approximately \$373 million in total economic activity in 2004 as measured by Gross Domestic Product (GDP). GDP measures the value-added that is created by the parish. Winn Parish ranks 45 out of all 64 parishes in GDP created for the state.

Industrial Structure

The Food/Fiber System sector contributes more to Winn Parish's GDP than any other sector totaling \$105,760 thousand. A breakdown of each major industry's contribution is shown in Figure 1.

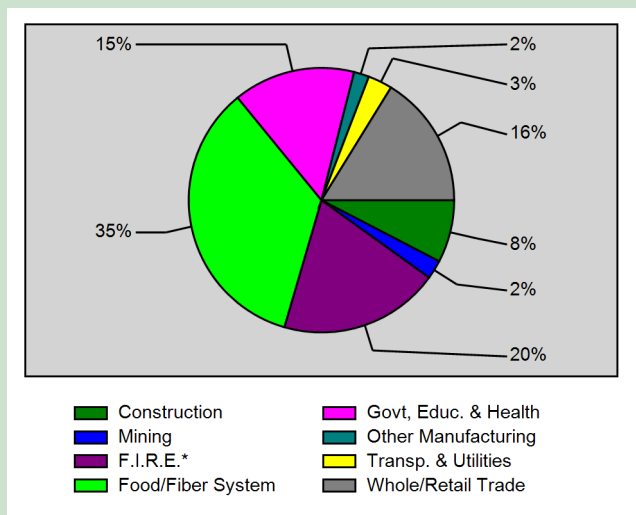
Figure 1: GDP (Value-Added) by major industry in 2004 (thousands of dollars)



* F.I.R.E. includes Finance, Insurance, Real Estate and Other Services sectors.

The Food/Fiber System sector supplied the most full-time and part-time jobs to the parish in 2004 at 1,589 of the total 4,593 jobs in the parish. The distribution of jobs by major sector is presented in Figure 2.

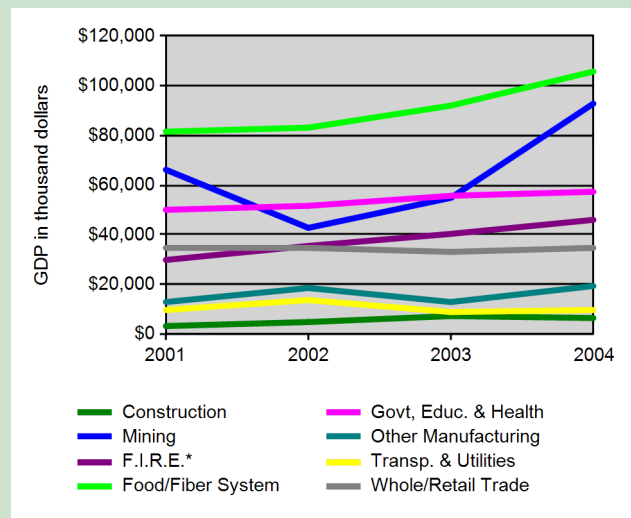
Figure 2: Distribution of Employment by major industry in 2004



Growth Trends

Winn Parish has seen its economy grow by 29% as measured by GDP (inflation adjusted) between 2001 and 2004. The fastest growing sector during that period was the Construction sector that grew by 87%. The slowest growing sector was the Whole/Retail Trade sector that grew by 1%. Winn saw total full-time and part-time employment grow by 602 jobs, or 15% of total jobs over the four year period. Detailed growth in parish GDP for the most recent four year period is shown in Figure 3.

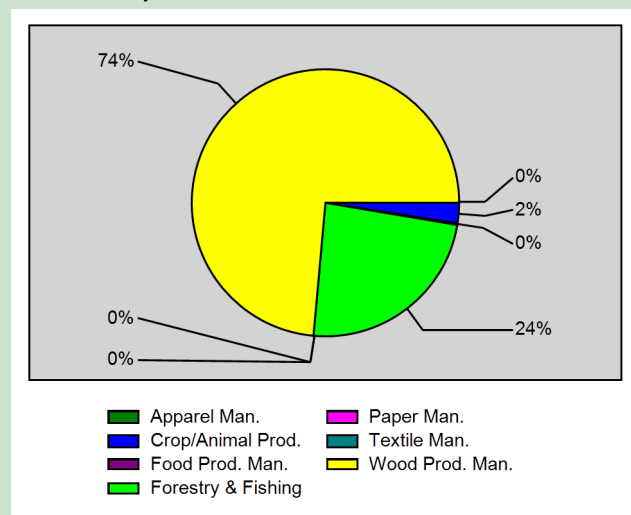
Figure 3: Four year growth in GDP (Value-Added) by major industry between 2001 and 2004



Food and Fiber System

The Food and Fiber System generates \$105,760 thousand for Winn Parish's economy and ranks 1 in GDP among the parish's major industrial sectors. The system includes production agriculture, forestry and fishing sectors as well as food and fiber manufacturing (processing) sectors. These food and fiber product sectors generate \$102,964 thousand and supply 1,417 jobs. The distribution of GDP by each food and fiber product sector is presented in Figure 4.

Figure 4: Distribution of Food Fiber Product GDP (Value-Added) by major industry in 2004



This Food and Fiber System also includes food service and drinking establishments that generate \$2,796 thousand in GDP and supply 172 jobs to the parish.