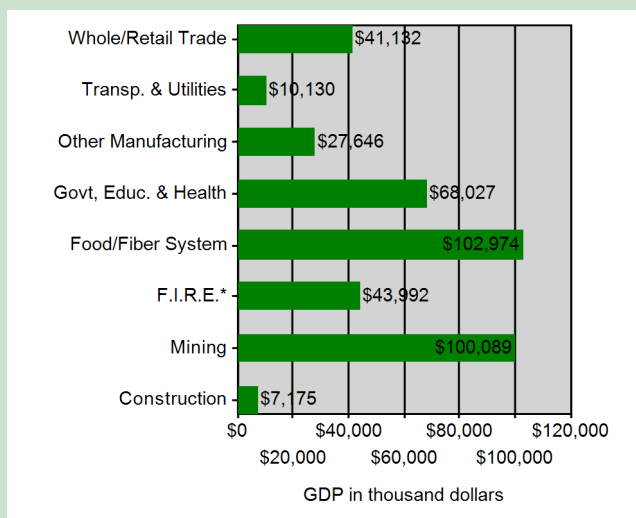


Winn Parish generates approximately \$401 million in total economic activity in 2005 as measured by Gross Domestic Product (GDP). GDP measures the value-added that is created by the parish. Winn Parish ranks 42 out of all 64 parishes in GDP created for the state.

Industrial Structure

The Food/Fiber System sector contributes more to Winn Parish's GDP than any other sector totaling \$102,974 thousand. A breakdown of each major industry's contribution is shown in Figure 1.

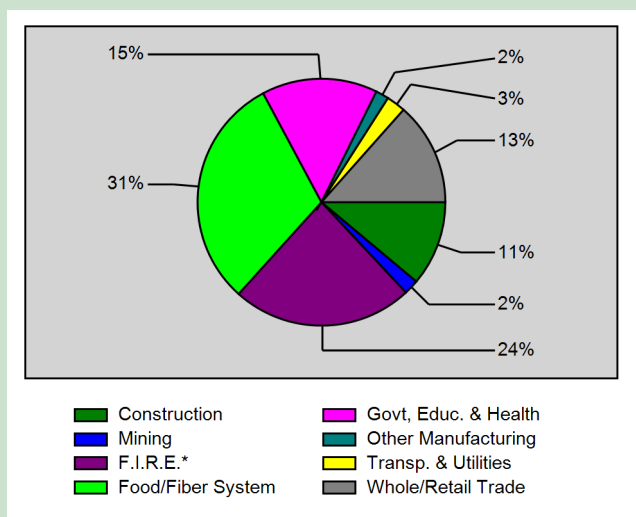
Figure 1: GDP (Value-Added) by major industry in 2005 (thousands of dollars)



* F.I.R.E. includes Finance, Insurance, Real Estate and Other Services sectors.

The Food/Fiber System sector supplied the most full-time and part-time jobs to the parish in 2005 at 1,584 of the total 5,188 jobs in the parish. The distribution of jobs by major sector is presented in Figure 2.

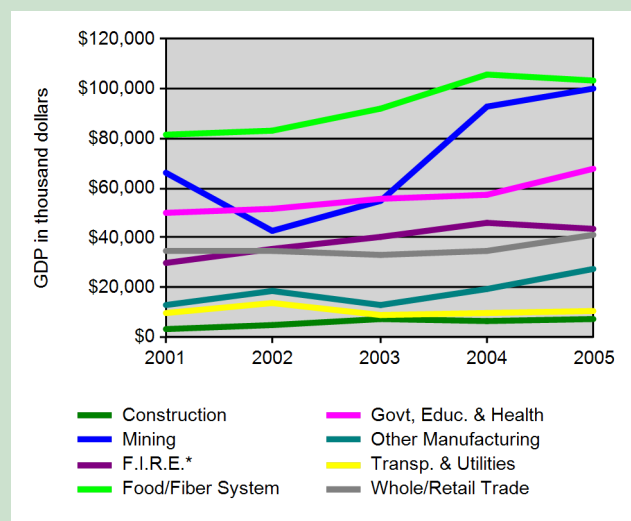
Figure 2: Distribution of Employment by major industry in 2005



Growth Trends

Winn Parish has seen its economy grow by 39% as measured by GDP (inflation adjusted) between 2001 and 2005. The fastest growing sector during that period was the Other Manufacturing sector that grew by 113%. The slowest growing sector was the Transp. & Utilities sector that grew by 7%. Winn saw total full-time and part-time employment grow by 1,198 jobs, or 30% of total jobs over the five year period. Detailed growth in parish GDP for the most recent five year period is shown in Figure 3.

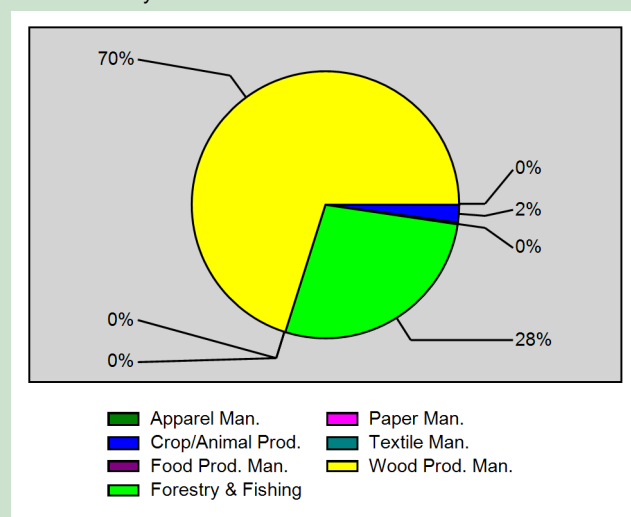
Figure 3: Five year growth in GDP (Value-Added) by major industry between 2001 and 2005



Food and Fiber System

The Food and Fiber System generates \$102,974 thousand for Winn Parish's economy and ranks 1 in GDP among the parish's major industrial sectors. The system includes production agriculture, forestry and fishing sectors as well as food and fiber manufacturing (processing) sectors. These food and fiber product sectors generate \$99,002 thousand and supply 1,400 jobs. The distribution of GDP by each food and fiber product sector is presented in Figure 4.

Figure 4: Distribution of Food Fiber Product GDP (Value-Added) by major industry in 2005



This Food and Fiber System also includes food service and drinking establishments that generate \$3,972 thousand in GDP and supply 184 jobs to the parish.