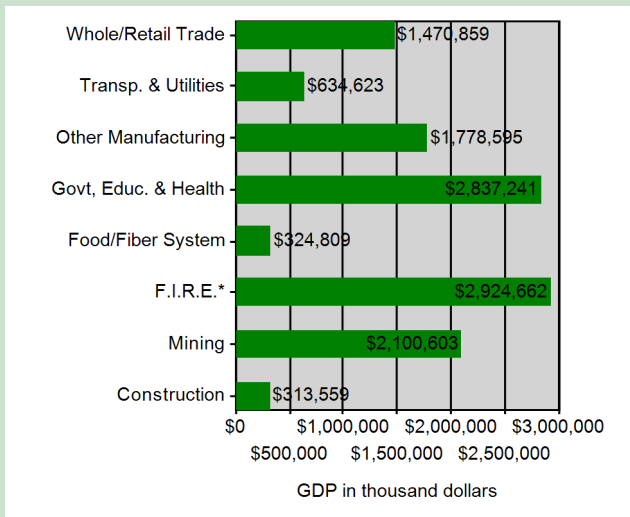


Caddo Parish generates approximately \$12,385 million in total economic activity in 2007 as measured by Gross Domestic Product (GDP). GDP measures the value-added that is created by the parish. Caddo Parish ranks 5 out of all 64 parishes in GDP created for the state.

Industrial Structure

The F.I.R.E.* sector contributes more to Caddo Parish's GDP than any other sector totaling \$2,924,662 thousand. A breakdown of each major industry's contribution is shown in Figure 1.

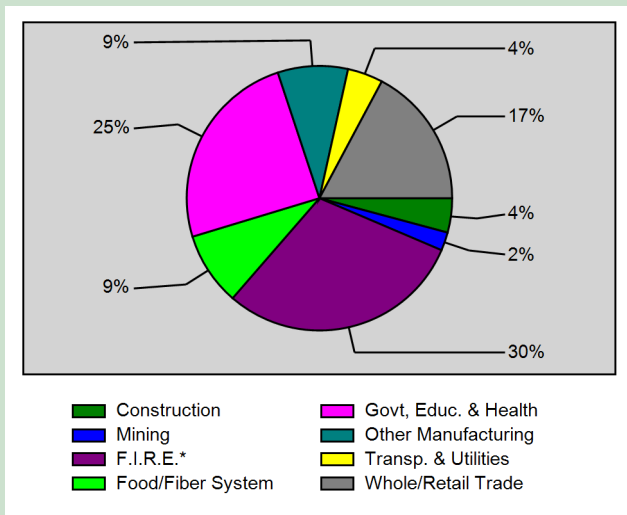
Figure 1: GDP (Value-Added) by major industry in 2007 (thousands of dollars)



* F.I.R.E. includes Finance, Insurance, Real Estate and Other Services sectors.

The F.I.R.E.* sector supplied the most full-time and part-time jobs to the parish in 2007 at 34,313 of the total 114,671 jobs in the parish. The distribution of jobs by major sector is presented in Figure 2.

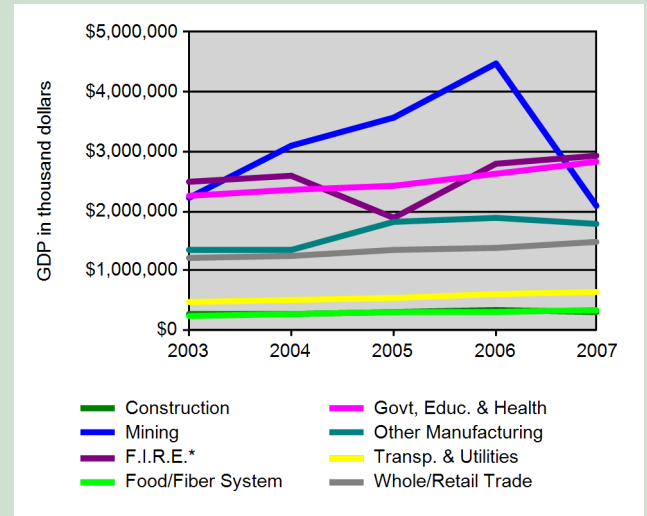
Figure 2: Distribution of Employment by major industry in 2007



Growth Trends

Caddo Parish has seen its economy grow by 18% as measured by GDP (inflation adjusted) between 2003 and 2007. The fastest growing sector during that period was the Transp. & Utilities sector that grew by 34%. The slowest growing sector was the Mining sector that grew by -5%. Caddo saw total full-time and part-time employment grow by 2,679 jobs, or 2% of total jobs over the five year period. Detailed growth in parish GDP for the most recent five year period is shown in Figure 3.

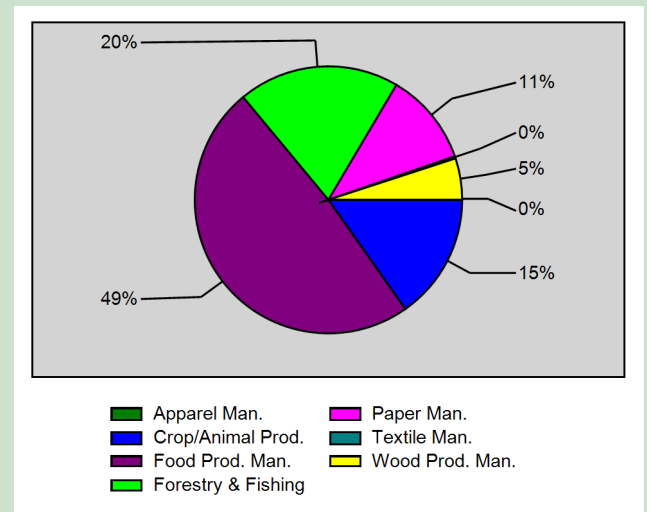
Figure 3: Five year growth in GDP (Value-Added) by major industry between 2003 and 2007



Food and Fiber System

The Food and Fiber System generates \$324,809 thousand for Caddo Parish's economy and ranks 7 in GDP among the parish's major industrial sectors. The system includes production agriculture, forestry and fishing sectors as well as food and fiber manufacturing (processing) sectors. These food and fiber product sectors generate \$123,404 thousand and supply 1,808 jobs. The distribution of GDP by each food and fiber product sector is presented in Figure 4.

Figure 4: Distribution of Food Fiber Product GDP (Value-Added) by major industry in 2007



This Food and Fiber System also includes food service and drinking establishments that generate \$201,404 thousand in GDP and supply 8,448 jobs to the parish.