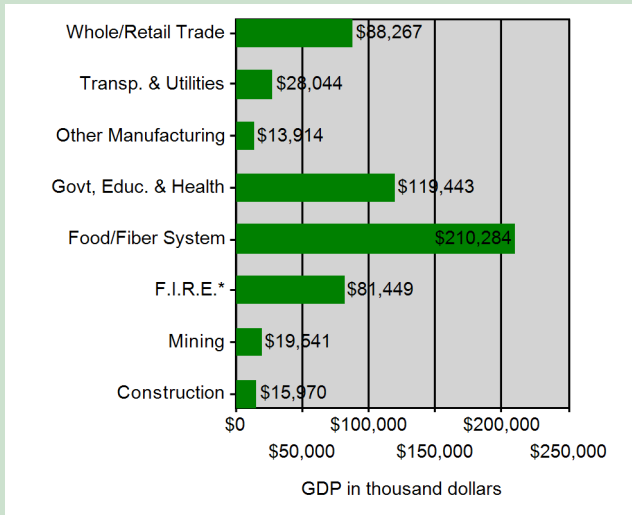


Morehouse Parish generates approximately \$577 million in total economic activity in 2007 as measured by Gross Domestic Product (GDP). GDP measures the value-added that is created by the parish. Morehouse Parish ranks 40 out of all 64 parishes in GDP created for the state.

Industrial Structure

The Food/Fiber System sector contributes more to Morehouse Parish's GDP than any other sector totaling \$210,284 thousand. A breakdown of each major industry's contribution is shown in Figure 1.

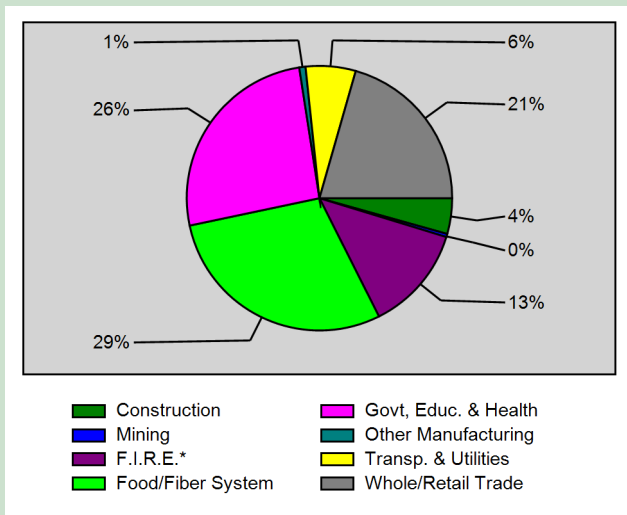
Figure 1: GDP (Value-Added) by major industry in 2007 (thousands of dollars)



* F.I.R.E. includes Finance, Insurance, Real Estate and Other Services sectors.

The Food/Fiber System sector supplied the most full-time and part-time jobs to the parish in 2007 at 1,977 of the total 6,800 jobs in the parish. The distribution of jobs by major sector is presented in Figure 2.

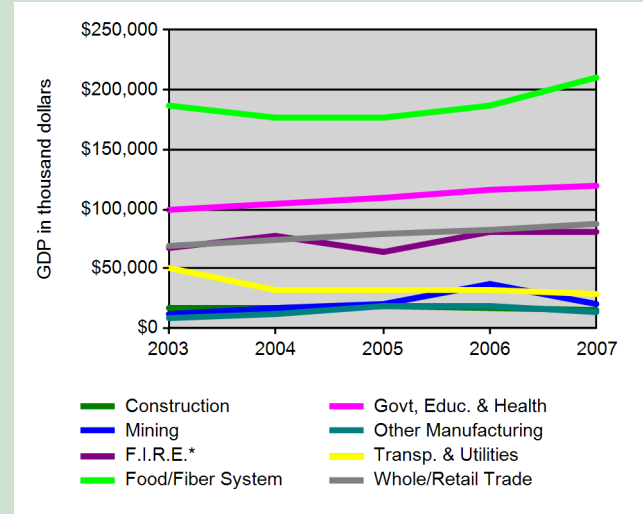
Figure 2: Distribution of Employment by major industry in 2007



Growth Trends

Morehouse Parish has seen its economy grow by 13% as measured by GDP (inflation adjusted) between 2003 and 2007. The fastest growing sector during that period was the Mining sector that grew by 76%. The slowest growing sector was the Transp. & Utilities sector that grew by -44%. Morehouse saw total full-time and part-time employment grow by -605 jobs, or -8% of total jobs over the five year period. Detailed growth in parish GDP for the most recent five year period is shown in Figure 3.

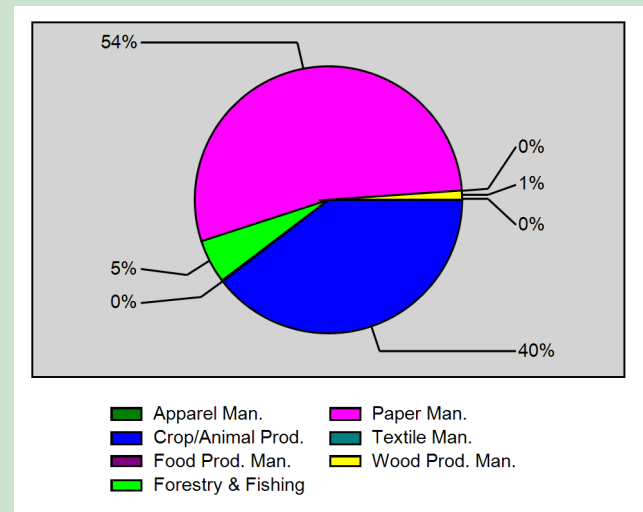
Figure 3: Five year growth in GDP (Value-Added) by major industry between 2003 and 2007



Food and Fiber System

The Food and Fiber System generates \$210,284 thousand for Morehouse Parish's economy and ranks 1 in GDP among the parish's major industrial sectors. The system includes production agriculture, forestry and fishing sectors as well as food and fiber manufacturing (processing) sectors. These food and fiber product sectors generate \$202,231 thousand and supply 1,539 jobs. The distribution of GDP by each food and fiber product sector is presented in Figure 4.

Figure 4: Distribution of Food Fiber Product GDP (Value-Added) by major industry in 2007



This Food and Fiber System also includes food service and drinking establishments that generate \$8,053 thousand in GDP and supply 438 jobs to the parish.